

# THE HOUSEKEEPING & MAINTENANCE GUIDE TO HOTEL BED BUG INSPECTION IN 5 EASY STEPS



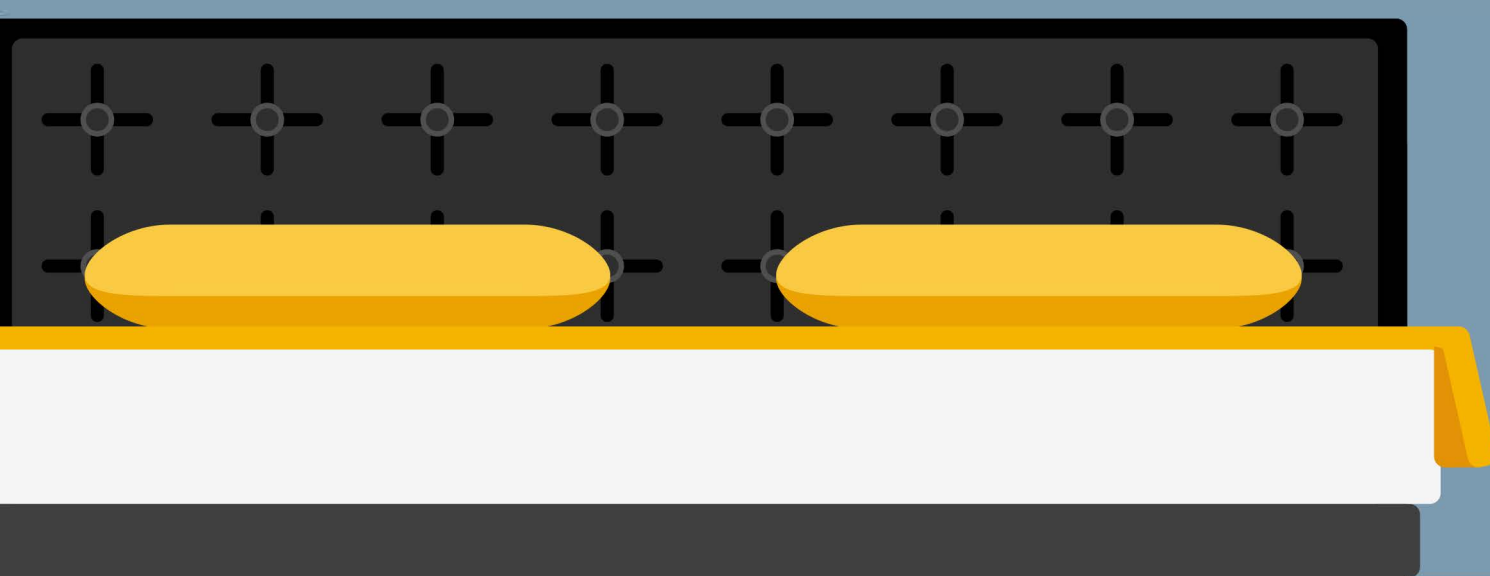
## WHAT TO LOOK FOR:

- LIVE BED BUGS
- SHED INSECT SKINS
- BLOOD SMEARS OR SPOTS ON SHEETS
- BLACK FECAL MARKS ON MATTRESS, BOX SPRING, OR HEADBOARD
- BED BUG EGGS (1MM, PEARLY WHITE)




## #1 MATTRESS, BOX SPRING & BED FRAME:

- ALONG THE MATTRESS/BOXSPRING SEAMS
- AROUND ZIPPERS
- IN THE JOINTS OF THE FRAME
- ALONG THE RAILS OR SLATS
- UNDER THE MATTRESS
- IN THE CREVICES IN THE DESIGN OF THE FRAME/ HEADBOARD




## #2 SOFAS, CHAIRS, PILLOWS, OTTOMANS & OTHER SEATING:

- ALONG THE SEAMS
- INSIDE CUSHION COVERS
- AROUND ZIPPERS
- UNDER REMOVABLE CUSHIONS
- IN FURNITURE CREVICES



## #3 WARDROBES, DRESSERS & BASEBOARDS:

- WHERE FURNITURE, BASEBOARDS, AND CARPETS MEET THE WALL
- ALONG SEALS OF DOORS AND DRAWERS
- JOINTS OF THE FURNITURE
- IN CARPET PILE



## #4 NIGHT STANDS AND WALL FIXTURES:

- AROUND FIXTURES, DECOR, LAMPS, AND OUTLETS
- PICTURE FRAMES
- ALONG CRACKS AND CREVICES
- IN DRAWER JOINTS



## #5 CLOSET ITEMS:

- CHECK FOLD OUT LUGGAGE STANDS WHERE THE WEBBING WRAPS AROUND THE FRAME
- INSPECT CLOSET FLOOR FOR LIVE OR DEAD INSECTS



## SUSPECT A BED BUG PROBLEM?

- MAKE NOTE OF THE ROOM NUMBER
- REPORT DETAILS OF WHAT YOU FOUND TO YOUR MANAGER
- NOTIFY THE HOTEL'S PEST CONTROL PROVIDER IMMEDIATELY
- REQUEST THAT THE PEST CONTROL PROVIDER INSPECT THE ROOM WHERE THE PROBLEM WAS FOUND, AS WELL AS ROOMS NEXT DOOR, ABOVE AND BELOW

